



Wireless Transfer App

iOS 6

[Home](#)

[Screenshot](#)

[Download](#)

[Support](#)

[Blog](#)

Transfer Photos from iPad to iPhone Over Wi-Fi

August 5, 2012 Admin iPad Transfer, iPhone Transfer, 0

There are different ways to transfer photos from iPad to iPhone. If you want to know how to transfer photo from an iPad to an iPhone using the Wi-fi network, you are at the right place. In this iPad iPhone wireless transfer guide, we will discuss how to copy your iPad photos over to iPhone through Wi-fi.

Transfer Photos from iPad to iPhone via Wi-Fi

The procedure of photo transfer from iPad to iPhone is astoundingly simple and takes few minutes. You can simply follow bellow steps:

1. Download Photo Wireless Transfer

Firstly you will need to download the Photo Wireless transfer app to your iPad and iPhone. Please note that with the same iTunes account, you only need to pay once to get Wireless Transfer App onto both your iPad and your iPhone through Apple App store.

2. Connect your iPad and iPhone to the same Wi-Fi network.

If you do not have multiple routers at your place, your iOS devices should connect to the same Wi-Fi network automatically. Otherwise you might need to manually choose the network for your iPad or iPhone.

3. Run the Photo Wireless Transfer

Run the Photo Wireless Transfer on both your iPad and iPhone at the same time.



4. Locate and access your iPad photo library from your iPhone

Tap the "Receive" button on your iPhone. Your iPad will be detected and found on your iPhone, Tap the name of your iPad right on your iPhone screen. All photos and videos from this iPad's photo library will be listed on the Photo Wireless Transfer interface right on your iPhone.*

User Guide

[User Guide](#)

Categories

[iOS](#)

[iPad](#)

[iPad Transfer](#)

[iPhone](#)

[iPhone Transfer](#)

[Mac](#)

Recent Posts

[Wifi Transfer Windows Companion Released](#)

[iPhone email Client Setup Guide](#)

[Wifi Transfer Mac Companion Released](#)

[Create Wireless Ad-Hoc Network on Mac](#)

[How to transfer photos and videos to another iOS device?](#)

Recent Comments

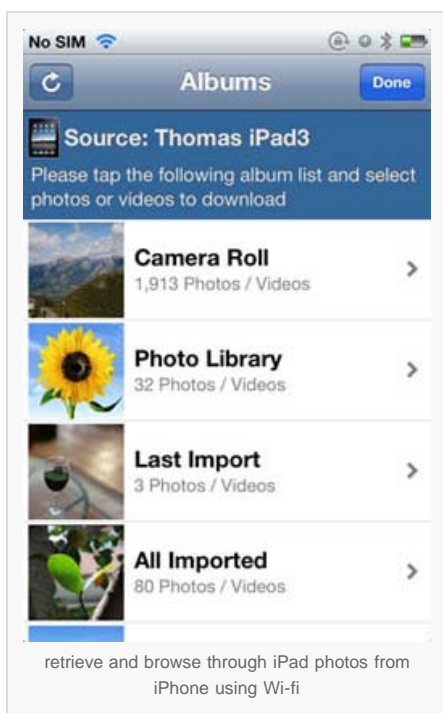
[Create Wireless Ad-Hoc Network on Windows 7 or Vista on Create Wireless Ad-Hoc Network on Mac](#)

[Install Computer Companion App for the Wifi Transfer? on Wifi Transfer Windows Companion Released](#)

[Wifi Transfer Windows Companion Released | iPhone iPad Wifi Transfer App on Wifi Transfer Mac Companion Released](#)

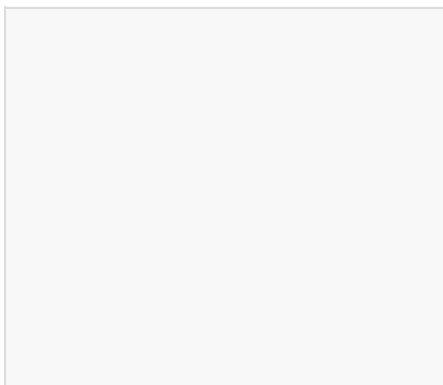
[Install Computer Companion App for the Wifi Transfer? on Wifi Transfer Mac Companion Released](#)

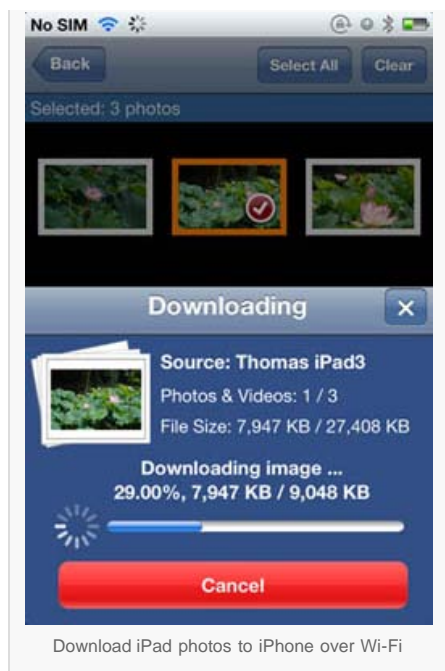
[Create Wireless Ad-Hoc Network on Windows 7 or Vista on Enable Personal Hotspot for Wireless Transfer](#)



5. Transfer photos from iPad to iPhone

Now it's time to pick up the photos from your iPad photo library and transfer them to your iPhone over Wi-Fi. Once you have selected the photos, tap the Download button to download photos from iPad to iPhone over the air.





Note:

1. *Since the release of Wi-Fi Transfer app V2.0, we have introduced a new privacy feature for iOS photo/video transferring, the Browse mode. When the browse mode is turned off on the source iOS device, you will need to select photos/videos on the source iOS device before downloading them to the target iOS device. More about the [Browse mode feature on Wifi Transfer](#).
2. All transferred iPad photos will be saved to your iPhone photo library. After downloading the photos from iPad to iPhone, launch the "Photos" app in your iPhone, you will be able to find all the photos there.
3. Before hitting the download button from the lower right corner of the photo wireless transfer app on your iPhone, you will see a Save to Album option on the left. You may make use of this option to save your iPad photos to specific albums on your iPhone. You can create new albums on your iPhone too.

Now you know how to Transfer Photos from iPad to iPhone Over Wi-Fi without a PC or Mac.



📍 iPad to iPhone, iPad to iPhone transfer, iPad to iPhone wifi, iPad to iPhone wireless, photos from iPad to iPhone, photos iPad to iPhone, transfer iPad to iPhone

[← Transfer Photos from iPhone to iPad Over Wi-Fi](#)

[Transfer Photos from iPhone to iPhone Using Wi-Fi >](#)

Leave a Reply


Your email address will not be published. Required fields are marked *

Name *

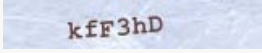
Email *

Website

Comment



Please Enter Security Code



You may use these HTML tags and attributes: <abbr title=""> <acronym title=""> <blockquote cite=""> <cite> <code> <del datetime=""> <i> <q cite=""> <strike>

